

Colour Inspiration

GUIDE 2020

SET A DARING
TONE FOR A
NEW DECADE

A shade smarter

OUR ALL NEW COLOUR
GUIDE MAKES
LIFE EASY

Jazz up your home

STAY IN VOGUE WITH 3
NEW EASYCARE COLOURS



Welcome

The dawn of a new decade is the perfect time to reinvent your home. Our Colour Heroes have cast their eyes over new interior design trends and compiled colour schemes to inspire and surprise you.

Interior style experts with collective experience in luxury fashion, textiles and jewellery, Amanda, Holly and Sinéad advise you on creative palettes for every space. Always keen to empower, they are in stores nationwide so visit our website to find out their next location near you.

Our Dulux Colour Consultant, Cora Collins, also provides lots of expert advice on choosing a successful colour scheme for your home.

This year, we're also introducing our all new colour guide, which makes finding your perfect colour easier than ever. So sit back with pen in hand and circle our style notes for a new year.

The Dulux Team

Like us on Facebook [duluxireland](#) Follow us on Instagram [duluxirl](#) More about our Colour Heroes at [dulux.ie/duluxcolourhero](#)



GET THE
**Cover
Look**

Our front cover look is **Denim Drift**, one of the most popular colours in our **Easycare** range.

Contents



2 – 7
COLOUR
SCHEMES FOR
YOUR HOME



8 – 11
COLOUR
HEROES' TIPS
& ADVICE



12 – 15
OUR ALL
NEW COLOUR
GUIDE



16 – 17
PRODUCT
EXPLAINER

SEE, SHARE, PAINT.

DOWNLOAD THE IMPROVED
DULUX VISUALIZER APP NOW
TO DISCOVER GREAT COLOURS
THAT TRANSFORM YOUR INTERIORS



LEARN MORE AT:
[dulux.ie/visualizer](#)



Bring style to the table



Top wall: Apron Grey
Bottom wall: Sea Smoke



Top wall & pillar: Warm Stove
Left & middle wall: Split Stone
Cabinets: Perfectly Neutral

EASYCARE KITCHENS OFFERS YOU WASHABLE COLOURS THAT WORK HARD TO RESIST EVERYDAY STAINS AND STILL KEEP YOUR KITCHEN LOOKING STYLISH.

Complete with a grease-resistant formula, each colour complements current trends in tiles and kitchen cupboards.

If you have an older kitchen made from pine, oak or cherry wood, you may have cream or terracotta floor tiles. Garden Basket, Tea Shop and Pistachio are choices within the Easycare Kitchens range that enhance wooden cabinets.

White and off white kitchen cabinets can be paired with Split Stone, Warm Stove, Apron Grey, Duckegg Delight, Tea Shop, The Pantry and Sea Smoke.

Grey kitchen units work well with Duckegg Delight, Sea Smoke and Warm Stove. For kitchens with neutral wall colours such as The Pantry and Apron Grey, it is easy to lift the colour scheme with accent colours such as Tea Shop and Sea Smoke.

EASYCARE KITCHENS



Got ideas for your woodwork?

NOW YOU CAN GET ANY OF OUR READY MIX COLOURS MIXED INTO SATINWOOD.



Wall: Shale White
Door, architrave & skirting: Skellig Grey



Walls: The Pantry
Cabinets: Calm Cloud Quick
Dry Satinwood
Island unit: Jamie Blue



Door frame & skirting: Denim Drift

Celebrate interior wood with another major trend, which is painting the trims and doors a darker colour than the wall. The contrast creates a striking impact that flows well if you carry this look throughout your home.

The main image on this page shows the kitchen cabinets painted in the hugely popular Calm Cloud. While the corner image features Denim Drift mixed into Satinwood on the door trims.

EASYCARE SATINWOOD



Revamp your bathroom



Left wall:
Celestial
Right wall:
Savon Grey



Wall:
Wild Eden

EASYCARE BATHROOMS



Wild Eden




Celestial



Morning Air




Savon Grey




Nordic Breeze



Moon Sand



Raw Silk



Jasmine White



Iced White

EASYCARE BATHROOMS WORKS BEAUTIFULLY WITH THE LATEST TRENDS IN TILES

Take inspiration from our Easycare Bathrooms range, carefully selected with the latest bathroom and tile trends in mind.

For bathrooms that are fully tiled, you can easily update the room by painting the ceiling. One of the most popular trends in 2020 is introducing a dramatic hue.

White tiles and the aspect of your bathroom tend to make this space feel cooler but you can warm it up with accessories and colour choices that add depth.

If you want to enhance your walls, the latest style is half tiles and half paint. Wild Eden is a great choice for this look.



Inspire your kids

Main wall:
Rainbow Dash
Main circle:
Purple Pop
Feature circles:
Perfect Pink

WHEN IT COMES TO DECORATING A CHILD'S ROOM, IT CAN BE A CHALLENGE BUT ALSO FUN!

Bend the rules and be brave with your colour choices. Instead of going light and neutral, go bold and bright. Pick out something cheerful like Green Fizz or Perfect Pink.

You may want pretty pastels if your kids are toddlers. But they may have other ideas if they're older. Considering how much time they will spend sleeping and playing here, choose a colour scheme with staying power. Stork Feather and First Cuddle are two neutrals that give you a great blank canvas.

From there you can add excitement easily with bolder colours. The ceiling is the perfect place to start as you can add drama without overwhelming the space.



Left wall:
Green Fizz
Right wall:
Stork Feather

EASYCARE KIDS



Stork Feather



County Blue



Green Fizz



Rainbow Dash



First Cuddle




Perfect Pink



Purple Pop



Pretty Pink



Delicate Pink

Creating the right mood with Easycare combinations



Wall behind bed:
Dreamy Truffle
Other walls:
Femme



Wall:
Hepburn Blue
Inside Bookcase:
Suspense Quick Dry
Satinwood



Right wall:
Jamie Blue
Diamond Matt
Back wall:
Calm Cloud



CHOOSING THE RIGHT COLOURS TO CREATE THE PERFECT ROOM CAN BE A CHALLENGE. TO MAKE YOUR LIFE EASIER, DULUX COLOUR CONSULTANT, CORA COLLINS, HAS SELECTED COLOURS THAT HELP YOU GET DESIGNER RESULTS.

Colour has the power to change how you feel. Surrounding yourself with colour combinations that reflect your personality, will help you and your family feel even more connected to your home.

How do you want your home to feel? What colour is that? A successful scheme is rarely built on one colour, it's about combining colours and accessories and seeing how well they work together. Here is a selection of Easycare colours that can evoke a mood or a feeling and help you to achieve a home that feels right for you.

Soothing and Calm

Team Delicate Willow with Haipenny Grey for a restful calm combination for any room. It is said that the calmest colours in the spectrum are blues and greens: use

Freshwater Pearl or Whistler Green for a tranquil bedroom.

Nostalgic and Romantic

Femme and Dreamy Truffle are a beautiful match to create a cosy feel. Or try Parisian Cream and Porcelain as an alternative to achieve the same look.

Energising and Playful

A true grey like Calm Cloud is the perfect backdrop to any amount of clean bright colours which will give energy to your home. Consider Hepburn Blue or Scottish Heather and don't be afraid to continue layering on similar colours in your cushions or accessories.

Quiet and Tranquil

Tonal colours that blend together are easy

on the eye and evoke a tranquil mood. Brume paired with Warm Parchment is a good example of this. Or try marrying Flaked Almond with Papyrus.

Warm and Earthy

Create the easy elegance that comes with using warm earthy combinations. Gatehouse works beautifully with Linen when you have hardwood floors and neutral furnishings. Another winning blend is Cookie Dough with Soft Hessian.

EASYCARE WASHABLE MATT





Grey in all its glory



OUR COLOUR HEROES BRING YOU A HOST OF TOPICS...FROM UNDERSTANDING GREY, TO PICKING THE RIGHT WHITE TO HELPFUL TIPS ON HOW TO LIGHTEN UP ANY ROOM.

Grey is one of the most popular colours gracing home interiors. Its lasting appeal has ensured its place in the Dulux collection for many years. Thanks to its versatility, this flexible neutral makes a wonderful statement and works equally well as a subtle background shade.

and white. When you add other colours to this mix, you will see an undertone.

We have divided our greys into *étrue* greys and *égreys* with an undertone! to make it even easier to select the right grey for you. As with all choices, use a tester first to make sure it suits your space.

Arm yourself with some colour knowledge before deciding on a grey neutral for your room. Some greys are true - this means they are simply the combination of black

Our most popular greys, Dapple Grey and Merrion Grey, are now available in Easycare Washable Matt.

True greys are simply a mix of black and white



Greys with an undertone are a blend of black and white with another colour



Colours that complement grey



FINDING THE RIGHT WHITE IS NO EASY TASK. WE'LL GUIDE YOU TO THE RIGHT CHOICE BY DECIPHERING WHITES AND OFF WHITES.

Whether you want to update your living room, makeover a dreary hall or overhaul your entire house, we have the perfect shade to match your mood. Our collection offers several versatile options that will stand the test of time and can be layered throughout your home to create the ideal backdrop for any interior.

Small apartments and living spaces really benefit from white as it creates a light and airy feeling making interiors seem larger. Furniture, art and soft furnishings in accent colours bring another dimension to these interiors and keep them interesting.

Warm whites, such as Antique White and Orchid White, are great for creating a soft and relaxing atmosphere, so consider them for bedrooms and living rooms. They also reflect light well in north-facing rooms, which have less natural light than their south-facing counterparts. Cool whites such as Shale White and Pure Brilliant White suit contemporary interiors well.

Carte Blanche and Jasmine White have subtle hints of gold and create a cosy ambiance. Both are a good choice for busy halls as they are stylish yet practical. Jasmine White is now available in our Easycare Washable Matt range.





Wall:
Ha'penny Grey
Diamond Matt
Door:
Ha'penny Grey
Trim:
Pure Brilliant White

Let there be light

NATURAL AND ARTIFICIAL LIGHT IMPACTS THE WAY WE SEE COLOUR.

Most homes have a dark corner that lacks the precious natural light we all crave. Very often in Irish homes this is the hallway or a north-facing room.

While it might seem a good idea to go for the brightest tint possible in a dark space, this is not always the best move. Lighter tints and whites are bright because they reflect natural light. If there is not enough natural light to begin with then the brightest tints won't add to it.

Always consider the function of the space. If you have a dark hallway, bear in mind you only pass through this interior. Choosing a colour that will welcome you and add personality is more important than making your hallway bright.



Back wall:
Tea Shop
Pillar & window surround:
Ivory White

Make a feature of one wall in the hall. A deeper colour on the high wall going upstairs is always a good idea as it helps mask handprints. Freshwater Pearl on one wall with Papyrus throughout the rest of the hall will spread some light.

If you have a dark bedroom, here are some tricks you can use to add light. Painting furniture white, adding mirrors and reflective

surfaces and restricting a deeper colour to just one wall, for example behind the bed, creates a cosy feeling.

Remember a snug bedroom might be more conducive to relaxation and sleep than a cool, bright space. Consider Whistler Green on one wall and Calico on the rest of the room.

Embrace the dark



Wall:
Rich Teal
Skirting:
Suspense Quick
Dry Satinwood

There is a misconception that painting an entire room a dark colour will make it feel small, but actually it can have the opposite effect. Step out of your comfort zone to complement the décor you already have and choose a strong unique shade to showcase your personal style.

Some tips for using dark shades

Don't pick your wall colour in isolation. Select it in tandem with the colour of something else in the space like a curtain,

rug or accessory so the colour looks connected.

Don't let the size of a room stop you from using rich, bold colours. Deep colours blur the edges of walls, creating an illusion of an endless and expansive wall. Stick to dark colours on the walls, lighter furnishings and linens to balance the room.

Whether it's a bespoke chair or a textured throw, place bright accent colours in a dark room. This redirects the focus to the forefront of the room, allowing the walls to



Wall:
Jamie Blue
Diamond Matt

DON'T BE AFRAID TO USE DARK COLOURS IN YOUR HOME

disappear and act simply as a backdrop. Select everything with intention. Don't clutter. It's all about quality over quantity and that's key to getting the balance right.

Metals work wonderfully with dark neutrals such as copper, brass, chrome and gold especially in the role of lighting.

If you are nervous about using dark shades, start by painting a downstairs toilet or just one wall such as alcoves in your living room or the wall behind your bed.

Introducing our all new colour guide

FIND THE COLOUR YOU WANT WITH THE BENEFITS YOU NEED

Be inspired by our choice of ready mix colours that are formulated to work with any style of living space. Our circular icons make it easy to check if the colour you like can take care of your needs.

Found your perfect colour and want a specific finish? Simply get it mixed at your nearest Dulux stockist.

OUR READY MIX RANGE AVAILABLE OFF THE SHELF

- Easycare Washable Matt** For family rooms
- Easycare Kitchens** For kitchens
- Easycare Bathrooms** For bathrooms
- Easycare Kids** For kids bedrooms & playrooms
- Light & Space** For small or dark rooms
- Vinyl Matt** For all living spaces
- Vinyl Soft Sheen** For all living spaces
- Easycare Satinwood** For wood & metal

Bright and cheerful

Calm and contemporary

Warm and harmonious

Find your perfect finish

FOUND YOUR PERFECT COLOUR AND WANT A SPECIFIC FINISH? SIMPLY GET IT MIXED AT YOUR NEAREST DULUX STOCKIST

Matt

A smooth classic matt finish

Soft Sheen

A delicate mid sheen finish

Eggshell

A traditional lower sheen finish

Satinwood

A subtle mid sheen finish for wood and metal

Gloss

A highly reflective finish for wood and metal

Discover the qualities of our ready mix paints

AVAILABLE ON SHELVES IN YOUR LOCAL STORE

Interior Walls & Ceilings

	<ul style="list-style-type: none"> Stain Repellent & Washable Matt finish Coverage: up to 13m²/L Dry time of 3 - 5h 		<ul style="list-style-type: none"> Stain Repellent & Washable Matt finish Coverage: up to 13m²/L Dry time of 3 - 5h
	<ul style="list-style-type: none"> Grease Resistant & Washable Matt finish Coverage: up to 13m²/L Dry time of 3 - 5h 		<ul style="list-style-type: none"> Moisture/Mildew Resistant & Washable Mid Sheen finish Coverage: up to 14m²/L Dry time of 3 - 5h
	<ul style="list-style-type: none"> Hides Imperfections Matt finish Coverage: up to 13m²/L Dry time of 2 - 4h 		<ul style="list-style-type: none"> Room Brightening Matt finish Coverage: up to 13m²/L Dry time of 2 - 4h
	<ul style="list-style-type: none"> Wipeable Mid Sheen finish Coverage: up to 14m²/L Dry time of 2 - 4h 		<ul style="list-style-type: none"> Less Splatter Matt finish Coverage: up to 13m²/L Dry time of 2 - 4h







Interior Wood & Metal

	<ul style="list-style-type: none"> 10x Tougher & Scrub Resist Technology Mid Sheen finish Water base Coverage: up to 16m²/L Dry time of 4 - 6h 		<ul style="list-style-type: none"> Tough Mid Sheen finish Oil base Coverage: up to 16m²/L Dry time of 16 - 24h
	<ul style="list-style-type: none"> Quick Drying & Non Yellowing Mid Sheen finish Water base Coverage: up to 16m²/L Dry time of 4 - 6h 		<ul style="list-style-type: none"> Tough High Sheen finish Oil base Coverage: up to 18m²/L Dry time of 16 - 24h
	<ul style="list-style-type: none"> Quick Drying & Non Yellowing High Sheen finish Water base Coverage: up to 13m²/L Dry time of 4 - 6h 		<ul style="list-style-type: none"> Undercoat for High Gloss Flat finish Oil base Coverage: up to 16m²/L Dry time of 16 - 24h
	<ul style="list-style-type: none"> Undercoat For Any Wood & Metal Paint Matt finish Water base Coverage: up to 16m²/L Dry time of 4 - 6h 		

For exterior colours, products and finishes, visit dulux.ie/duluxexteriors and weathershield.ie

Want your colour in a specific finish?

GET YOUR IDEAL COLOUR MIXED AT YOUR LOCAL DULUX STOCKIST

	<ul style="list-style-type: none"> High Traffic Areas Walls and Ceilings Superior durability, scrubbable, scuff & stain resistant, great touch up & opacity Scrubbable Matt finish Coverage: up to 16m²/L Dry time of 4 - 6h
	<ul style="list-style-type: none"> High Traffic Areas & Woodwork Superior durability, scrubbable, actively repels stains, great touch up & opacity Eggshell finish Coverage: up to 16m²/L Dry time of 4 - 6h
	<ul style="list-style-type: none"> Interior Walls & Ceilings High opacity, excellent application, finish & touch up Matt finish Coverage: up to 17m²/L Dry time of 2 - 4h
	<ul style="list-style-type: none"> Interior Walls & Ceilings Tough & washable Mid Sheen finish Coverage: up to 16m²/L Dry time of 2 - 4h
	<ul style="list-style-type: none"> Interior Wood & Metal Advanced water based technology, tough & durable finish, great flow & levelling Mid Sheen finish Coverage: up to 12m²/L Dry time of 4 - 6h
	<ul style="list-style-type: none"> Interior Wood & Metal Longer lasting whiteness, great flow & levelling, durable to knocks High Sheen finish Coverage: up to 12m²/L Dry time of 4 - 6h

For exterior colours, products and finishes, visit dulux.ie/duluxexteriors and weathershield.ie



COLOUR OF THE YEAR 2020

TRANQUIL DAWN™

GIVE YOUR HOME THE HUMAN TOUCH



We have reproduced this colour card as accurately as printing will allow. Unfortunately we cannot guarantee an exact colour match, and the colours contained in this guide should not be relied on as such. Please ensure that you use a colour tester on the actual surface to be painted before decorating; the substrate and texture of the surface can change the appearance of the final colour, as can soft furnishings and the shape, size and lighting of the room. If using more than one can of paint of the same colour for a job, always mix them together in a large container before starting. The colour chips in this colour card are not suitable for in-store colour scanning.

Dulux, the Flourish logo, the Dulux dog, Dulux Satinwood, Aquatech, Let's Colour, Easycare, Light & Space, Lumitec, Easycare Kids, Easycare Kitchens, Easycare Bathrooms, Weathershield, Dulux Tailor Made Colour, Dulux Visualizer, Polycell, Polyfilla and distinct colour names are trademarks of AkzoNobel group of companies © and database rights AkzoNobel 2020.

Manufactured in the Republic of Ireland. Ireland's largest quality paintmakers.
Dulux Paints Ireland Limited, Commons Road, Cork.
t 021 422 0222 e marketing@dulux.ie w dulux.ie



 **recycle**

Please recycle this guide
or pass to a friend when
you have finished with it